

Whale - Wash Down Range



Our washdown pumps have been refined, tested and proven for decades. Easy to use products that deliver great performance to washdown your deck.

Washdown

- Saltwater Washdown Kit - High capacity washdown pumps and trigger handset kits - Page 76-77

Portable Washdown and Boat Cleaning

- Portable Pump Kit - The versatile solution for deck washdown or boat cleaning - Page 78

Accessories

- See Freshwater accessories to complete the system - Page 72-73

Note - for washdown faucets see page 63

Saltwater Washdown Kit

Saltwater Washdown pump and trigger kit

Pump and trigger handset in one easy fit kit delivers high pressure targeted flow

Product code: see table

High capacity pressure pump

Adaptable 4 feet rotate to suit existing installation

Easy maintenance strainer with clear lid for inspection prevents debris from entering the pump

Product code: see table

Easy to use trigger handset

Straight forward installation connects directly to Quick Connect /19mm (¾") flexible hose / 12.5mm (½") flexible hose. No extra connectors needed

Features and Benefits

TRIGGER

- Trigger handset with adjustable jet and lockable lever
- Lock/unlock lever to conserve water
- Comfortable trigger design
- Simple push in hose fitting with dry decoupling valve

PUMP (also available separately)

- High pressure pump - smooth constant flow
- Self-priming up to 3 m (10 ft)
- Internal pressure switch - Extra protection and safety with wires
- Pumps universal mounting arrangement fits any existing installation
- Suitable for use with saltwater and freshwater
- Reliability - Runs dry without damage

2 Year Warranty

Awards and Accreditations

- IP65 rated
- CE marked
- ISO 8846

COMPLETE YOUR SYSTEM

See page 72-73 for freshwater system accessories

YOU MAY ALSO LIKE

- Twist Deck Shower with integrated temperature and flow controls – page 68
- Swim 'N' Rinse deck shower – page 71
- Washdown spigot –faucet page 63
- Portable pump kit – page 78



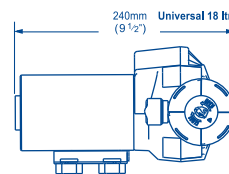

Product Information

Performance Data

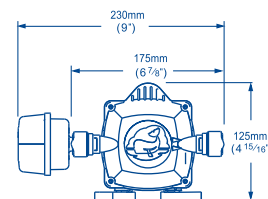
Model	Washdown pump and trigger kit (12 V d.c.)	Washdown pump and trigger kit (24V d.c.)	Washdown Pump 18 ltr (4.8 US gals) (12V d.c.)	Washdown Pump 18 ltr (4.8 US gals) (24 V d.c.)
Product Code	WD1815	WD1825	UF1815	UF1825
Flow Rate / min	18 ltrs (4.8 US gals)			
Voltage	12 V d.c.	24 V d.c.	12 V d.c.	24 V d.c.
Recommended Fuse Size (automotive)	12 Amp	8 Amp	12 Amp	8 Amp
Weight	3.2 kg (7 lbs)		2.9 kg (6.4 lbs)	
Inlet/ outlet size	3/4" / 19mm male thread			
Handset connections	Click fit trigger- snap in joint with flow lock/ dry link coupling		n/a	
Cut out pressure	3 bar (45 psi)			
Semirigid pipework system connections	For Quick Connect 15mm Use WX1542 (included)			
Additional fittings	3/4" Flexible Hose adaptors qty 2 and 1/2" Flexible Hose adaptors qty 2 (included)			
Materials	Pump Body: Glass-filled Polypropylene, Motor Casing: Aluminium, Power-coated Steel Diaphragm, Valves, Feet: Monprene®, Seals: Nitrile®, Fasteners: Stainless Steel			
Materials in contact with fluid	Glass filled polypropylene, Monprene®, Santoprene®, Nitrile®, stainless steel			
Service Kits	Replacement head service kit AK1316 (available separately) Strainer replacement AK1329, Microswitch AK1317			
Maximum Wire Size	2.5mm ² (13 AWG)			
Maximum Discharge head	30 m (98ft)			
Maximum lift	3m (10ft)			

Note: These specifications are retail items only.

For details of our bulk pack range for boat builders and wholesalers - contact Whale Support.



Side View



Front View

Portable Pump Kit

Self-Venting Portable Pump Kit

The Versatile Portable Pumping Solution!

Features and Benefits

- Wash down your boat
- Great performance and low voltage pump
- Easy to maintain with a wipe clean hose and nozzle
- Suitable for cold and warm water, diesel, light oils and water-based fluids including most water-based pesticides

The kit now includes

- Low voltage high flow submersible pump
- Nozzle with adjustable on / off, fine spray or a jet of water
- 3.75m (12.5 ft) food quality clear hose
- 3.75m (12.5 ft) cable with battery clips and cigar lighter connector



1 Year Warranty

Awards and Accreditations

- CE marked

COMPLETE YOUR SYSTEM

See page 72-73 for freshwater system accessories

YOU MAY ALSO LIKE

- Twist Deck Shower with integrated temperature and flow controls – page 68
- Swim 'N' Rinse deck shower – page 71
- Washdown spigot – faucet page 63
- Saltwater Washdown Pump and trigger kit – page 76



WARNING

Note: Not suitable for petrol, low flash point liquids and aggressive chemicals. This pump must not be used for pumping petrol or any highly inflammable or corrosive liquids.



Product Information

Model Specifications

Model	Self Venting Portable Submersible Pump Kit
Product Code	GP1642
Voltage	12V d.c.
Rec. Fuse Size	5 Amp automotive
Power Connection	Crocodile Clips and Cigar Lighter Plug
Weight	0.70 kg
Materials	Stainless Steel, Nitrile®, PVC, Polypropylene, ABS Plastics

Performance Data

Head	Flow Rate and Current Draw
0m (0ft)	15.8 ltrs / min (3.8amps)
1m (3ft)	12.8 ltrs / min (3.5 amps)

Note: These specifications are retail items only.

For details of our bulk pack range for boat builders and wholesalers - contact Whale Support.