

Whale - Manual Bilge Pump Range

Putting safety and reliability first for more than 60 years

The experts in manual bilge pumps

Up to 5 year warranty



Since the 1940s Whale engineers have refined our manual bilge pump designs and completed extended life testing - the result? Whale's iconic manual bilge pump range. Pumps manufactured by hand using high grade materials based on more than 60 years experience

Gusher® Range

Long Life Diecast Alloy Models

- Gusher 10 - Page 26-27
- Gusher 30 - Page 28-29

Gusher® Range

Tough and Lightweight Polypropylene Models

- Gusher Urchin - Page 30-31
- Gusher Titan - Page 32-33
- Mark 5 and Mark 5 Double Acting - Page 34-35

Low Profile

Compact Range

- Compac 50 - Page 36-37
- Smartbail - Page 38

Portable

- Easybailer - Page 39

Accessories

Complete the system with electric bilge switches, non-return valves, pipework fittings - Page 40-43
Deck plates - Page 42

Note - Performance data quoted in this section is based on typical usage and Whale lab tests.
For information on our ISO certifications please contact Whale.

Gusher® 10

The original bilge pump choice for sailors in extreme conditions

Durable Diecast Alloy Bilge Pump
Top performance - 65 ltrs (17 US gals) minute, robust design stands up to the toughest marine conditions



Features and Benefits

- Robust design stands up to the toughest marine conditions
- Top performance
 - 65 ltrs (17 US gals) per minute
- Mounting options On Deck / Bulkhead, Thru deck
- Designed for simple installation and maintenance
- Efficiency - Large non-choke valves
- Ideal for workboats, cruisers, offshore racing
- Easy pump action - Self priming
- Typical uses
 - Bilge pump out / holding tank pump out

5 Year Warranty

Awards and Accreditations

Suitable as a primary bilge pump on boats equal to or greater than 12m (40ft) in accordance with ISO15083

COMPLETE YOUR SYSTEM

Whale high quality bilge accessories including non-return valves, elbows and Y pieces see page 40-43



Gusher 10 Mk3
Standard
BP3708

Gusher 10 Mk3
Thru Deck/Bulkhead
BP3740



Product Information

Model Specifications

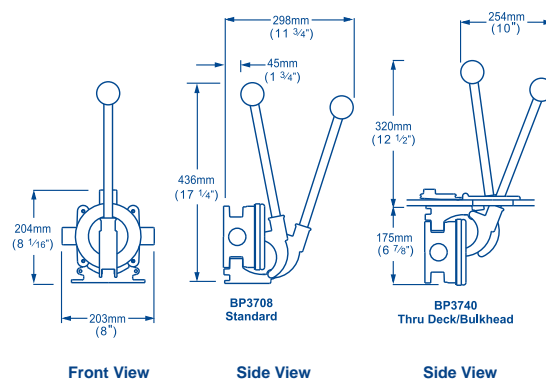
Model	On Deck / Bulkhead	Thru Deck / Bulkhead (includes deck plate)
Product Code	BP3708	BP3740
Weight	2.3 kg (5 lbs)	
Hose Connections	38 mm (1½") Smooth Hose Connections	
Materials	Pump Body: Marine Grade LM6 Aluminium Alloy (epoxy coated) Diaphragm: Neoprene (Nitrile® option available) Fasteners: Stainless Steel	
Materials Contact With Fluid	Marine Grade LM6 Aluminium Alloy (Epoxy Coated) Neoprene, Nitrile®, Stainless Steel	
Service Kits	AK3706 - Neoprene Parts AK3714 - Nitrile® Parts for Oil and Diesel Contains: Diaphragm, Valves, Seals	
Accessories	DP3804 - Alloy Deck Plate DP8904 - Plastic Deck Plate Lid AS4405 - Spare Handle	
Maximum Suction Lift	4 m (13.5 ft)	
Maximum Discharge Head	4 m (13.5 ft)	

Performance Data

	BP3708 / BP3740	BP3708 / BP3740
Suction Lift	1 m (3 ft)	2 m (6 ft)
Discharge Head	0.5 m (1.5 ft)	0.5 m (1.5 ft)
45 Strokes per Minute	41 ltrs (11 US gals)	41 ltrs (11 US gals)
70 Strokes per Minute	65 ltrs (17 US gals)	65 ltrs (17 US gals)

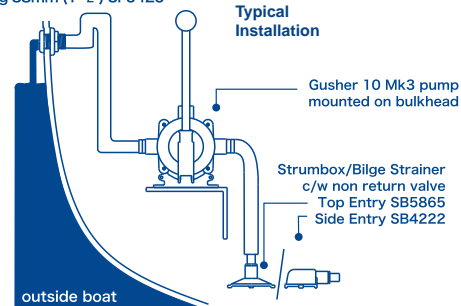
Note: These specifications are retail items only.

For details of our bulk pack range for boat builders and wholesalers - contact Whale Support.



Skin fitting 38mm (1½") SF5425

Typical
Installation



Gusher® 30

GUSHER 30 is our largest capacity manual bilge pump. Manufactured by hand using high grade materials based on more than 60 years experience. The heavy duty Gusher 30 is ideal when long term durability and high performance is vital.



Thru Deck
BP3020



On Bulkhead
BP3010

Long term reliability
fully protected diaphragms

Product code: see table



Features and Benefits

- Maximum output
 - Delivering over 117 ltrs (31 US gals) per minute
- Efficient operation
 - Double acting pumps on both to and fro strokes
- Reliability
 - Twin diaphragms ensure pump continues working if one is damaged
- Durability
 - Powder coated diecast aluminium alloy
- Pumps oily bilge water
- No tools required for inspection and cleaning
- 3 mounting options
 - Available for deck, bulkhead or underdeck mount (deckplate included with BP3020)

5 Year Warranty

Tips

It is important to ensure that a vented anti-syphon loop is incorporated in the system

Awards and Accreditations

- Pump accepted on some vessels for use as an emergency fire pump
- Suitable as a primary bilge pump on boats equal to or greater than 12 m (40ft) in accordance with ISO15083



Life Boats Approval

- Approved by Lloyds (MCA) and USCG

COMPLETE YOUR SYSTEM

Whale high quality bilge accessories including non-return valves, elbows and Y pieces see page 40-43



Product Information

Model Specifications

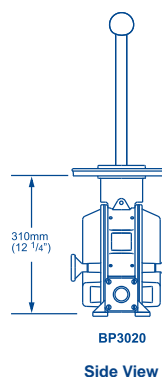
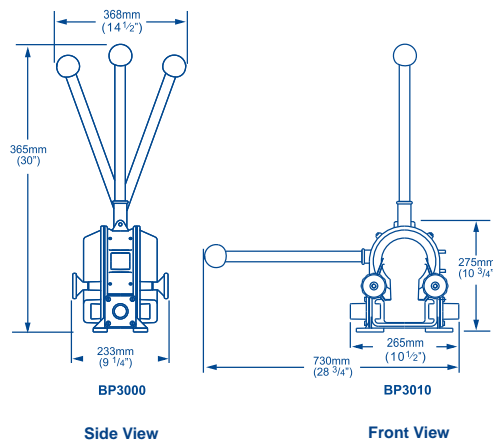
Model Product Code	On Deck BP3000	On Bulkhead BP3010	Thru Deck Only BP3020
Hose Connections	38 mm (1 1/2") Hose Connections		
Weight	5.05 kg (11.1 lbs)		5.9 kg (13 lbs)
Materials	Pump Body: Marine Grade LM6 Aluminium Alloy (epoxy coated) Diaphragm: Neoprene, Bushes: Acetal, Handwheels: Nylon Fasteners: Stainless Steel		
Materials In Contact With Fluid	Marine Grade LM6 Aluminium Alloy (epoxy coated) Neoprene, Stainless Steel		
Service Kit	AK3051 - Service Kit for Gusher® 30 Contains: Diaphragms, Valves, Gasket AK3020 - Thru Deck Conversion Kit (for BP3000, includes DP3804 and bridge section) AS3725 - Gaiter Kit - for use with BP3020 AS3016 - Handwheel / stud kit AS3015 - Lever Assembly		
Accessories	AS3095 - Spare Handle DP3804 Deckplate, AS3020 Deckplate Conversion Kit		
Maximum Suction Lift	4 m (13.5 ft)		
Maximum Discharge Head	4 m (13.5 ft)		

Performance Data

	BP3000 / BP3010 BP3020	BP3000 / BP3010 BP3020	BP3000 / BP3010 BP3020
Suction Lift	0	1 m (3 ft)	2 m (6 ft)
Discharge Head	0.5 m (1.5 ft)	0.5 m (1.5 ft)	0.5 m (1.5 ft)
45 Strokes per Minute	75 ltrs (20 US gals)	71 ltrs (19 US gals)	71 ltrs (19 US gals)
70 Strokes per Minute	117 ltrs (31 US gals)	111 ltrs (29 US gals)	111 ltrs (29 US gals)

Note: These specifications are retail items only.

For details of our bulk pack range for boat builders and wholesalers - contact Whale Support.



Gusher® Urchin

GUSHER URCHIN the ideal pump for confined bilge spaces

Manufactured by hand using high grade materials based on more than 60 years experience



On-Deck
Removable
Handle
BP9021

Thru-Deck or
Bulkhead
BP9013

Product code: BP9005



Ease of operation
moulded grip handle

Easy maintenance
easy remove clamp ring

Versatility of installation
removable clamping ring for
head rotation

Simple plumbing
25mm (1") or 38mm
(1½") smooth hose
connection options

Reliable performance
tricuspid outlet valve

Compact design
ideal for confined spaces

Secure fit
robust moulded base

Proven design
tough yet lightweight
polypropylene materials

Features and Benefits

Gusher Urchin - The compact and reliable pump ideal where space is limited.

- Ease of operation - Smooth action
- Clamp ring easily removed for pump head rotation and quick maintenance
- Versatility of design
 - Dual size nozzles for 25 mm (1") or 38 mm (1½") hose to suit your plumbing
- Efficient performance
 - up to 55 ltrs (14.5 US gals) per minute
- Three different mounting options (deck, bulkhead and thru deck models)

5 Year Warranty

Tips

It is important to ensure that a vented anti-syphon loop is incorporated in the system

Awards and Accreditations

- 25mm (1") Hose connection - Suitable as a primary bilge pump on boats up to 12m (40ft) in accordance with ISO15083
- 38mm (1½") Hose connection - Suitable as a primary bilge pump on boats equal to or greater than 12m (40ft) in accordance with ISO15083



Product Information

Model Specifications

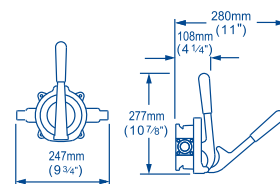
Model	On Deck Fixed Handle	Thru Deck / Bulkhead (includes deckplate)	On Deck Removable Handle
Product Code	BP9005	BP9013	BP9021
Weight	0.6 kg (1.3 lbs)	0.96 kg (2 lbs)	0.7 kg (1.5 lbs)
Hose Connections	25 mm (1") or 38 mm or (1½") Smooth Hose Connections		
Materials	Pump Body: Glass-filled Polypropylene, Clamp Ring: Acetal Diaphragm: Neoprene, (Nitrile® option available) Operating Lever (BP9021 and BP9013 only): Glass-filled Nylon Handle, Spring, Fasteners: Stainless Steel		
Materials In Contact With Fluid	Glass-filled Polypropylene, Nitrile®, Neoprene, Stainless Steel		
Service Kits	AK9003 - Neoprene Parts AK9011 - Nitrile® Parts for Oil and Diesel Contains: Diaphragms, Valves and Circlips AS9061 - Whale Gusher Urchin - Fork Assembly Under deck + Rh AS9062 - Whale Gusher Urchin - Clamp Ring Kit Std+Rh AS9066 - Whale Gusher Urchin - Clamping Plate Kit AS9064 - Gusher Urchin Thru Deck or Bulkhead Service Kit		
Accessories	AS8680 - Spare Handle (for BP9013 & BP9021 only) AS9060 Service Kit - Whale Gusher Urchin - Std Operating Lever Kit		
Maximum Suction Lift	4 m (13.5 ft)		
Maximum Discharge Head	3 m (10 ft)		

Performance Data

25 mm (1") Hose	BP9005 / BP9013 / BP9021	BP9005 / BP9013 / BP9021
Suction Lift	1 m (3 ft)	2 m (6 ft)
Discharge Head	0.5 m (1.5 ft)	0.5 m (1.5 ft)
45 Strokes per Minute	25 ltrs (7 US gals)	25 ltrs (7 US gals)
70 Strokes per Minute	43 ltrs (11.4 US gals)	40 ltrs (10.6 US gals)
38 mm (1½") Hose	BP9005 / BP9013 / BP9021	BP9005 / BP9013 / BP9021
Suction Lift	1 m (3 ft)	2 m (6 ft)
Discharge Head	0.5 m (1.5 ft)	0.5 m (1.5 ft)
45 Strokes per Minute	37.5 ltrs (9.9 US gals)	36 ltrs (9.5 US gals)
70 Strokes per Minute	55 ltrs (14.5 US gals)	53 ltrs (14 US gals)

Note: These specifications are retail items only.

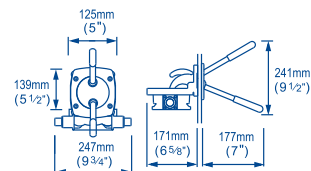
For details of our bulk pack range for boat builders and wholesalers - contact Whale Support.



On Deck/Fixed Handle
BP9005

Plan View

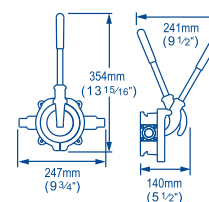
Side View



Thru Deck/Bulkhead
BP9013

Plan View

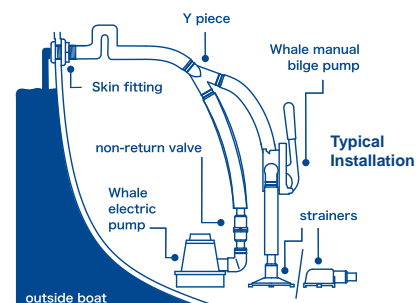
Side View



Bulkhead/Removable Handle
BP9021

Plan View

Side View



Gusher Titan

Tough and Lightweight Polypropylene Models

GUSHER TITAN combines powerful performance and lightweight design



Features and Benefits

Whale's tough lightweight proven pump. A design that has been tried tested and trusted by sailors for decades.

- High flow rate: 105 ltrs (28 US gals) per minute
- Quick maintenance
 - Clamp ring easily removed for pump head rotation
- Tough, lightweight proven design
- 2 mounting options -bulkhead and thru deck models (with deckplate included)
- Suitable for use on boats over 12 m (40 ft)

5 Year Warranty

Tips

It is important to ensure that a vented anti-syphon loop is incorporated in the system

Awards and Accreditations

- Suitable as a primary bilge pump on boats equal to or greater than 12 m (40ft) accordance with ISO15083

COMPLETE YOUR SYSTEM

Whale high quality bilge accessories including non-return valves, elbows and Y pieces see page 40-43



Product Information

Model Specifications

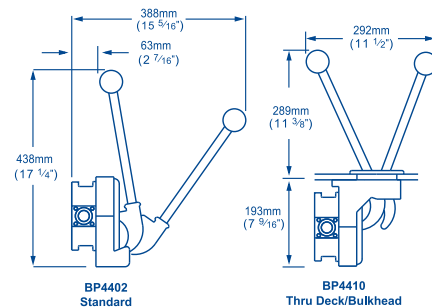
Model Product Code	On Deck BP4402	Thru Deck / Bulkhead BP4410
Weight	1.5 kg (3.3 lbs)	1.85 kg (4.1 lbs)
Hose Connections	38 mm (1½") Smooth Hose Connections	
Materials	Pump Body: Glass-filled Polypropylene, Clamp Ring: Acetal Diaphragm and Valves: Neoprene, (Nitrile® option available) Operating Lever: Glass-filled Nylon, Gaiter: EPDM Fasteners: Stainless Steel	
Materials In Contact With Fluid	Glass-filled Polypropylene, Acetal, Neoprene, Nitrile®	
Service Kits	AK4400 - Neoprene Parts AK4419 - Nitrile® Parts for Oil and Diesel Contains: Diaphragm, Valves, Seals AK4400 - Whale Gusher Titan Neoprene (for on deck installations) - diaphragm, valves and fixings AK4419 - Whale Gusher Titan Nitrile® (for below deck installations) - diaphragm, valves and fixings AS4406 - Whale Gusher Titan - Standard Lever Kit AS4407 - Whale Gusher Titan - Standard Clamping Ring Kit AS4408 - Whale Gusher Titan- Operating Lever U/Deck AS4409 - Whale Gusher Titan - UnderDeck Clamping Ring Kit AS4412 - Whale Gusher Titan - Clamping Plate Kit AS3725 - Gaiter Kit For Deckplates (for underdeck models - Gusher 30 and 10, Titan, Urchin, MarkV)	
Accessories	DP8904 - Deck Plate Kit for BP4410 only AS4405 - Spare Handle	
Maximum Suction Lift	4 m (13.5 ft)	
Maximum Discharge Head	4 m (13.5 ft)	

Performance Data

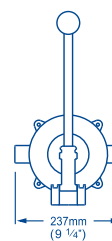
	BP4402 / BP4410	BP4402 / BP4410
Suction Lift	1 m (3 ft)	2 m (6 ft)
Discharge Head	0.5 m (1.5 ft)	0.5 m (1.5 ft)
45 Strokes per Minute	67 ltrs (18 US gals)	65 ltrs (17 US gals)
70 Strokes per Minute	105 ltrs (28 US gals)	98 ltrs (26 US gals)

Note: These specifications are retail items only.

For details of our bulk pack range for boat builders and wholesalers - contact Whale Support.

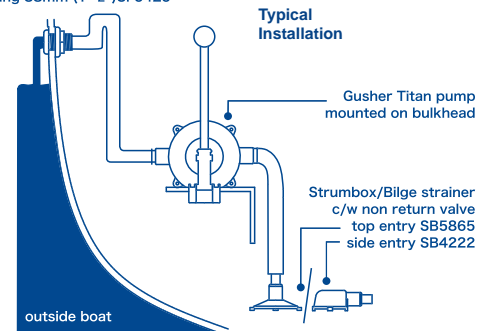


Side View



Plan View

Skin fitting 38mm (1½")SF5425



Mk5 Range

Tough proven, reliable designs available with single or double acting capabilities

MK5 UNIVERSAL Manual Bilge Pump. Whale's most versatile high performance pump design. 3 mounting orientations – 1 pump

Product code: see table

Odour – proof seals

Fully protected diaphragm

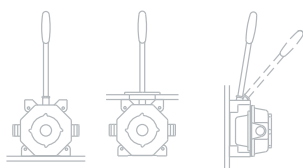
Easy maintenance inspection port

Easy grip handle

Non - choke valves

Multi - mount design

Product code: see table



On-Deck Front view Thru-Deck Front view On-Bulkhead Side View
3 mounting options in 1 pump

Mk5 Double Acting Manual Bilge Pump

High output - 104 ltrs (23 US gals) per minute
Twin diaphragms - empty 2 bilge compartments at the same time or one twice as quickly - 2 manifolds supplied

Features and Benefits

Mk5 Universal High Capacity Manual Bilge Pumps

- Three mounting options. A design that has been tried tested and trusted by sailors for decades. This clever bilge pump design allows great versatility in installation so that you can fit the pump in the orientation to best suit your boat.

- Whale's most versatile high performance pump design
- 3 mounting orientations
1 pump (on-deck, thru-deck, on-bulkhead)

- High Performance – flow rate
66 ltrs (17.5 US gals) per min

Mk5 Double Acting high performance

- Ease of maintenance
inspection hatch - no tools required
- Will continue to pump even if one diaphragm fails

5 Year Warranty

Tips

It is important to ensure that a vented anti-syphon loop is incorporated in the system

Awards and Accreditations

- Suitable as a primary bilge pump on boats equal to or greater than 12m (40ft) in accordance with ISO15083

Life Boats Approval

- Approved by Lloyds (MCA) and USCG (Mk5 Universal MCA - Size 2) (Mk5 Double Acting - Size 3)



Product Information

Model Specifications

Model	Mk5 Universal Pump (Multiple Mounting Options)	Mk 5 - Double Acting Pumps		
Product Code	BP0510	MH5550 On bulkhead	MH5560 Thru deck	MH5570 On deck
Weight	1.36 kg (3.0 lbs)	2.8 kg (6 lbs)		
Hose Connections	38 mm (1½") Hose Connections			
Materials	Pump Body: Glass-filled Polypropylene, Diaphragm Valves and Seals: Nitrile®, Operating Lever: Acetal, Glass-filled Nylon Spring and Fasteners: Stainless Steel			
Materials In Contact With Fluid	Glass-filled Polypropylene, Acetal, Nitrile®, Stainless Steel			
Service Kit	Service Kits for Mk 5 AK8050 - Service Kit for Mk5 Contains: Diaphragms, Valves and Circlips AS0511 - Spare Handle AS0521 - rocker arm assembly AS0522 - Front cover / body assembly AS0531 - Under deck rocker arm assembly	Service Kits for Mk 5 D Acting AK8060 - Service Kit for Mk 5 D Acting - contains: Diaphragms, Valves and Circlips AS8551 - Rocker arm assembly AS8552 - Clamping plate and nut kit		
Accessories	AS3725 Gaiter Kit, DP9906 - Deck Plate Kit (includes cover)			
Maximum Suction Lift	4.5 m (15 ft)			
Maximum Discharge Head	4.5 m (15 ft)			

See page 121 for a full list of spares

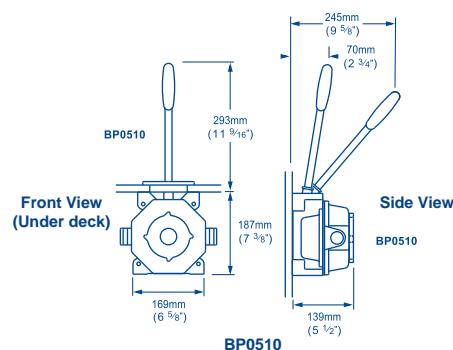
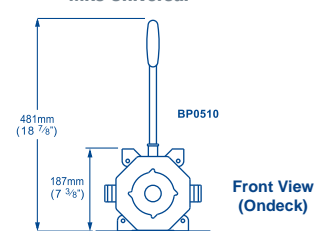
Performance Data

	Mk5 Universal Pump	Mk 5 - Double Acting Pumps
Suction Lift	1 m (3 ft)	
Discharge Head	0.5 m (1.5 ft)	
45 Strokes per Minute	42 ltrs (11 US gals)	64 ltrs (17 US gals)
70 Strokes per Minute	66 ltrs (17.5 US gals)	104 ltr (27.5 US gals)

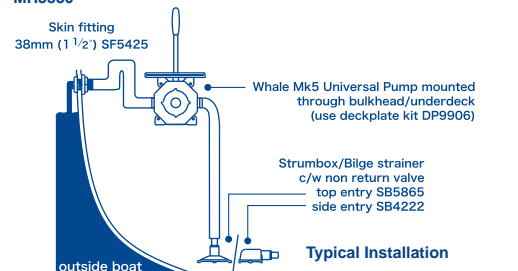
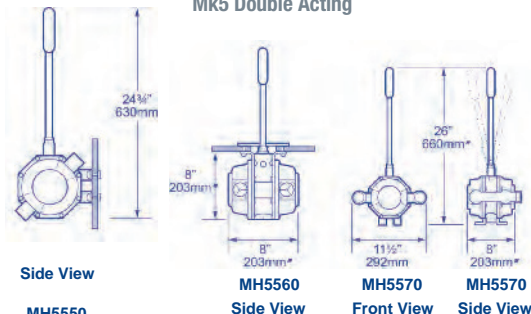
COMPLETE YOUR SYSTEM

Whale high quality bilge accessories including non-return valves, elbows and Y pieces see page 40-43

Mk5 Universal



Mk5 Double Acting



Compac 50

Designed for confined spaces where you have limited space to fit your pump

COMPAC 50 compact design easily installed in tight bilge spaces where other pumps simply cannot fit



Features and Benefits

- Whale's most slim line design
- Includes sleek Whale deck plate with cover
- Tough proven reliable
- High performance
(up to 35 ltrs / 9.2 US gals per min)
- Suitable for pumping bilge water
saltwater or diesel

5 Year Warranty

Tips

It is important to ensure that a vented anti-syphon loop is incorporated in the system

Awards and Accreditations

- Suitable as a primary bilge pump on boats equal to or greater than 12 m (40 ft) accordance with ISO15083



Product Information

Model Specifications

Model	Compac 50 Thru Deck / Bulkhead
Product Code	BP0350
Weight	0.9 kg (2 lbs)
Hose Connections	25 mm (1") Smooth Hose Connections
Materials	Pump Body: Glass-filled Polypropylene, Clamp Ring: Acetal Diaphragm, Valves and Seals: Nitrile®, Operating Lever: Glass-filled Nylon Gaiter: EPDM, Deck Plate Cover: PBT, Fasteners: Stainless Steel
Materials In Contact With Fluid	Glass-filled Polypropylene, Nitrile®, Stainless Steel
Service Kit	AK8035 - Whale Compac 50 - diaphragm, valves and fixings AS0352 - Whale Compac 50 - Rocker Arm + Clamp Plate Kit AS0353 - Whale Compac 50 - Clamping Ring Kit AS0355 - Whale Compac 50 - Handle Assembly AS0356 - Whale Compac 50 - Deckplate Kit
Accessories	AS0353 - Clamping Ring Kit AS0355 Spare Handle / AS0356 - Deckplate Kit
Maximum Suction Lift	3 m (10 ft)
Maximum Discharge Head	4 m (13.5 ft)

Performance Data

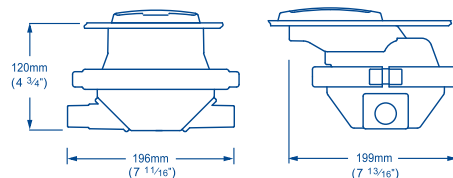
Suction Lift	1 m (3 ft)
Discharge Head	0.5 m (1.5 ft)
45 Strokes per Minute	32 ltrs (9 US gals)
70 Strokes per Minute	35 ltrs (9.2 US gals)

Note: These specifications are retail items only.

For details of our bulk pack range for boat builders and wholesalers - contact Whale Support.

COMPLETE YOUR SYSTEM

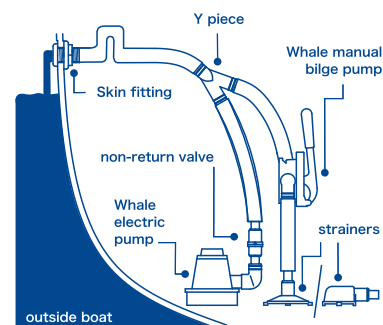
Whale high quality bilge accessories including non-return valves, elbows and Y pieces see page 40-43



Front View

Side View

Typical Installation



Smartbail

3 Year Warranty

Product code: see table

Whale's low profile compact range designed for confined spaces where you have limited space to fit your pump

Sleek integrated handle makes the pump instantly ready for use



Features and Benefits

- Trust Whale to make a smart pump
- The lightweight fast installation option
- Quick easy to install by one person
- Compact size is ideal where space is limited
- Modern styling
 - sleek cover blends in with the deck fibreglass
- Easy pump action - Patented diaphragm
- Self-sealing design means no need for messy sealants

Tips

It is important to ensure that a vented anti-siphon loop is incorporated in the system

Awards and Accreditations

- Suitable as a primary bilge pump on boats equal to or greater than 12m (40ft) in accordance with ISO15083

i

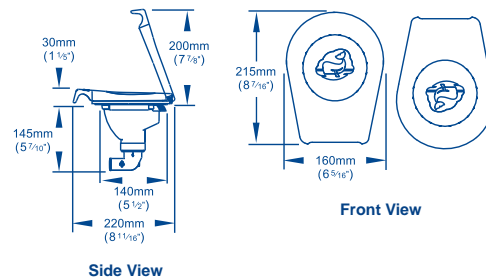
Product Information

Model Specifications

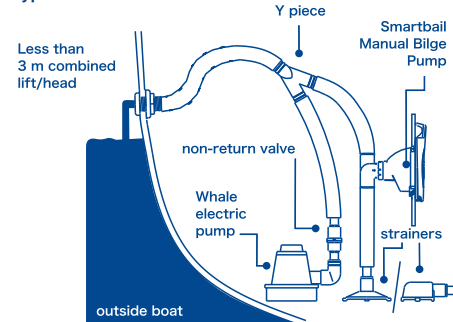
Model	Whale Smartbail (Thru Bulkhead)
Product Code	BP5012
Weight	0.6 kg (1.31lbs)
Hose Connections	2 options included: 25 mm ports (1") qty 2 38 mm ports (1 1/2") qty 2
Materials	Glass-filled Polypropylene, Stainless Steel, Nitrile®, Santoprene®
Materials In Contact With Fluid	Pump body: Glass-filled Polypropylene Inlet and outlet valves: Nitrile® Diaphragm: Santoprene®
Service Kit	AK5010 - Diaphragm, valves and seals

Performance Data

Maximum Head		3m (9.8ft)			
Maximum Lift		3m (9.8ft)			
Maximum Combined Head and Lift		3m (9.8ft)			
		BP5012 (with 25mm ports)		BP5012 (with 38mm ports)	
Port Size		Smartbail using 25 mm (1") ports		Smartbail using 38 mm (1 ½") ports	
Lift	Head	45 Strokes/Min	70 Strokes/Min	45 Strokes/Min	70 Strokes/Min
0 m (0 ft)	0 m (0 ft)	32.75 ltrs/min (8.7 US gals/min)	51 ltrs/min (13.5 US gals/min)	43.5 ltrs/min (11.49 US gals/min)	67.7 ltrs/min (17.9 US gals/min)



Typical Installation



This product is protected by the following patents: United States Patent No. US 7,647,860; German Patent No. DE 602005024830.7-08 (EP(DE) 1 792 082); French Patent No. FR 1 792 082; United Kingdom Patent No. GB 1 792 082 and Irish Patent No. IE 1 792 082; and by Australian Patent No. 2005 276232; and this product is also protected by the following patents and patent application: German Patent No. 602006021398.0 (EP(DE) 1 846 688); French Patent No. FR 1 846 688; United Kingdom Patent No. GB 1 846 688; and Irish Patent No. IE 1 846 688; and by Australian Patent No. 2006 212431; and United States Patent Application No. 11/814,640.

Note: These specifications are retail items only.

For details of our bulk pack range for boat builders and wholesalers - contact Whale Support.



Product code: see table

Easybailer

MANUAL BILGE

EASYBAILER the portable choice from Whale. Instantly ready for use

5 Year Warranty

Features and Benefits

Whale's hand held pump for easy bail out on board small boats dinghies/kayaks

- Portable light weight design
- Suitable for bilge water or diesel transfer
- Flexible hose can be easily directed to hard to reach bilge areas
- Available in two barrel lengths 483 mm (19") or 685 mm (26 15/16")

Awards and Accreditations

- Suitable as a primary bilge pump on boats up to 12m (40ft) in accordance with ISO15083



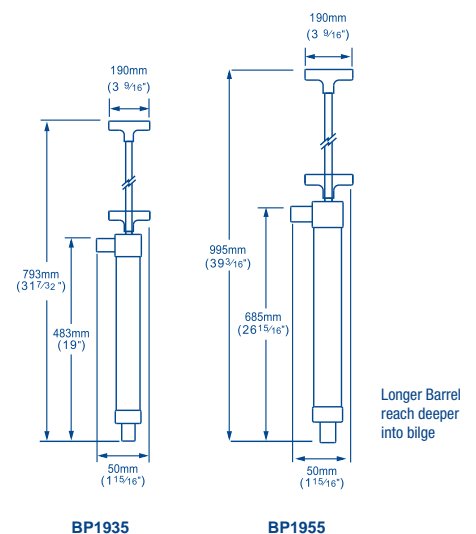
Product Information

Model Specifications

Model	Short Barrel Version	Long Barrel Version
Product Code	BP1935	BP1955
Hose Connections	25 mm (1") Hose Connections	
Weight	0.32 kg (0.7 lbs)	0.4 kg (0.9 lbs)
Materials	Pump Body: ABS, HDPE, Polypropylene, PVC, uPVC, Diaphragm - Neoprene, Fasteners: Stainless Steel	
Materials In Contact With Fluid	ABS, HDPE, Polypropylene, PVC, uPVC, Neoprene, Stainless Steel	

Performance Data

	BP1935 / BP1955	BP1935 / BP1955
Suction Lift	0	1m (3 ft)
Discharge Head	0.5 m (1.5 ft)	0.5 m (1.5 ft)
45 Strokes per Minute	19 ltrs (5 US gals)	19 ltrs (5 US gals)
70 Strokes per Minute	31.4 ltrs (8.3 US gals)	31.4 ltrs (8.3 US gals)



Side View