

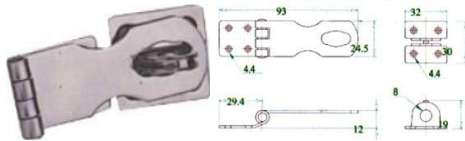
STAINLESS STEEL - HINGES AND LATCHES

AAA Enterprises Stainless Steel Hinges and catches.

AAA Enterprises

The aesthetic and proper way to finish of your hatches and stowaway lockers.

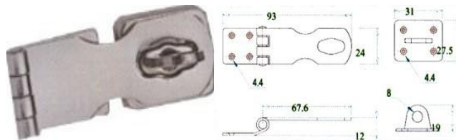
HINGES




HASP AND STAPLE		
Length	Width	CB CODE
93 mm	24.5 mm	50071




HASP AND STAPLE		
Length	Width	CB CODE
86.5 mm	30 mm	50072



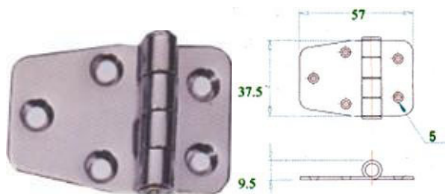
HASP AND STAPLE		
Length	Width	CB CODE
93 mm	24 mm	50074



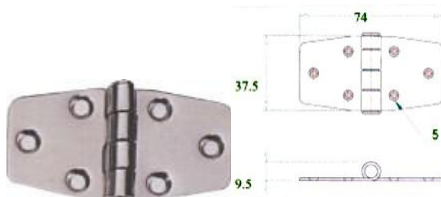
BUTT HINGE		
Length	Width	CB CODE
50.9 mm	50.6 mm	52558




BUTT HINGE		
Length	Width	CB CODE
40mm	37.5 mm	52565



FLAP HINGE		
Length	Width	CB CODE
57 mm	37.5 mm	52562



FLAP HINGE		
Length	Width	CB CODE
74 mm	37.5 mm	52563



FLAP HINGE		
Length	Width	CB CODE
85.7mm	37.5 mm	52564

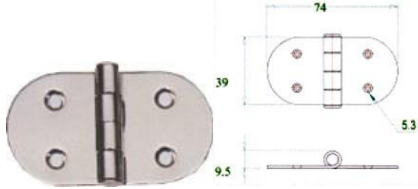
STAINLESS STEEL - HINGES AND LATCHES

AAA Enterprises Stainless Steel Hinges and catches.

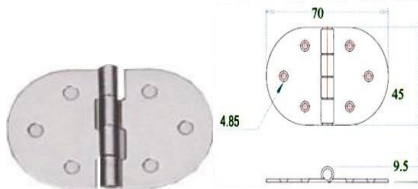
AAA Enterprises

The aesthetic and proper way to finish of your hatches and stowaway lockers.

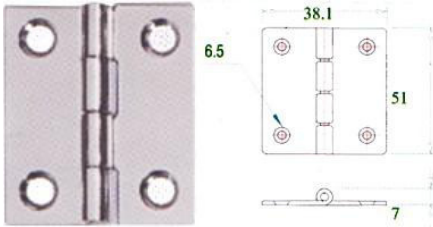
HINGES




FLAP HINGE		
Length	Width	CB CODE
74 mm	39 mm	52570



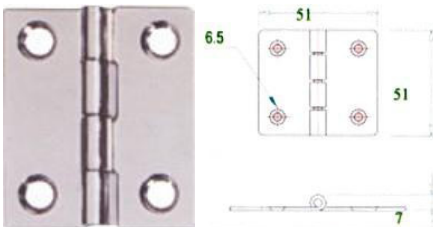
FLAP HINGE		
Length	Width	CB CODE
70 mm	45 mm	52571




BUTT HINGE		
Length	Width	CB CODE
51 mm	38.1 mm	52595



BUTT HINGE		
Length	Width	CB CODE
51 mm	44.5 mm	52596



BUTT HINGE		
Length	Width	CB CODE
51 mm	51 mm	52597



BUTT HINGE		
Length	Width	CB CODE
76.6 mm	51 mm	52598

STAINLESS STEEL - HINGES AND LATCHES

AAA Enterprises Stainless Steel Hinges and catches.

AAA Enterprises

The aesthetic and proper way to finish of your hatches and stowaway lockers.

LIFT RINGS



LIFT RING with SPRING		
Dimensions		CB CODE
1 1/2"	1 1/2"	51000



LIFT RING with SPRING		
Dimensions		CB CODE
2 1/2"	2 1/8"	51009



LIFT RING		
Dimensions		CB CODE
2 1/2"	2 1/8"	51001



LIFT RING		
Dimensions		CB CODE
3"	2 1/4"	51003



LIFT RING		
Dimensions		CB CODE
3 1/4"	3/4"	51033



FLUSH LATCH LIFT RING		
Dimensions		CB CODE
2" Dia		80264



FLUSH LATCH LIFT RING with LOCK		
Dimensions		CB CODE
2" Dia		80265



FLUSH LIFT RING		
Dimensions		CB CODE
1 3/4"	1 1/2"	80262



LOCKER HATCH		
Dimensions		CB CODE
52 mm	44 mm	2140

STAINLESS STEEL - HINGES AND LATCHES

AAA Enterprises Stainless Steel Hinges and catches.

AAA Enterprises

The aesthetic and proper way to finish of your hatches and stowaway lockers.

BARREL BOLTS



BOLTS	
Dimensions	CB CODE
4" Barrel Bolt - Chrome	500002



BOLTS	
Dimensions	CB CODE
3" Barrel Bolt - S/Steel	85026

LATCHES



OVER CENTER LATCH		
Dimensions	CB CODE	
3 7/8"	1 1/4"	50055



OVER CENTER LATCH		
Dimensions	CB CODE	
3 7/8"	1 1/4"	50057



ANTI-RATTLE DOOR FASTENER	
	CB CODE
	50056



HATCH FASTENER		
Dimensions	CB CODE	
93 mm	30 mm	2296
120 mm	50 mm	2295

ELBOW CATCH



ELBOW CATCH		
Dimensions	CB CODE	
76 mm	26.5 mm	50043



CABIN CATCH	
Dimensions	CB CODE
40 mm	50090


STAINLESS STEEL - HINGES AND LATCHES

AAA Enterprises Stainless Steel Hinges and catches.

AAA Enterprises

The aesthetic and proper way to finish of your hatches and stowaway lockers.

DOOR HOLDERS

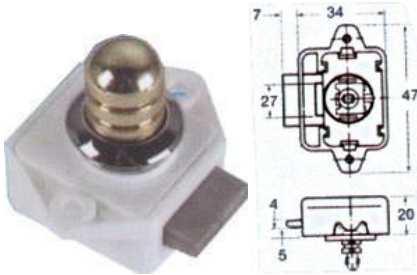


CHROME with NYLON STOPPER	
Dimensions	CB CODE
25 x 28 x 37 mm	366000



CHROME with NYLON OR METAL STOPPER	
Dimensions	CB CODE
38 x 40 x 55 mm (Nylon)	120601
38 x 38 x 55 mm (Metal)	398300

DOOR KNOBS



PUSH BUTTON DOOR KNOB	
	CB CODE
Chromed Brass	3818201

MORTISE DOOR LOCKS



NON-LOCKING, FOR 15 MM DOOR THICKNESS	
	CB CODE
Faceplate 133 x 15 mm Escutcheons 133 x 70 mm	402001

MORTISE DOOR LOCKS



LOCKING, WITH KNOB INSIDE, AND RED/WHITE INDICATOR OUTSIDE	
	CB CODE
Faceplate 135 x 15 mm Escutcheons 133 x 70 mm	401701

MORTISE DOOR LOCKS



LOCKING, WITH KEY LOCK, 2 KEYS	
	CB CODE
Faceplate 133 x 15 mm Escutcheons 133 x 70 mm	401801